




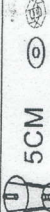


B-180#

Accessory Code	Quantity	Accessory
A	6 PCS	
B	2 PCS	
D	32 PCS	 30*8mm
E	1 PCS	
F	11 PCS	 19CM
G	2 PCS	 5CM

Steps	Please refer to the picture for specific operations
①	Use the screw D and A type angle irons to fix of the headboard and bedside
②	Use the screw D and A, B type angle irons to fix of the bedside and bed end, and install the feet G
③	Install the stand F and the slat Slat foot can be adjusted in accordance with the slat