




B-166#

Accessory Code	Quantity	Accessory	Steps:	Please refer to the picture for specific operations.
A	8 Pcs		①	Use the screw E and A type angle irons to fix of the headboard and bedside
E	32 Pcs	 30*8mm	②	Use the screw E and A type angle irons to fix of the bedside and bed end
D	11 Pcs	 Height:22cm	③	Install the stand G and the slat Slat foot can be adjusted in accordance with the slat

