

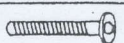






ASSEMBLY INSTRUCTIONS


MODEL : PCH 500 BARSTOOL

IMPORTANT NOTE :

- * PLACE ALL WOODEN PARTS ON A CLEAN AND SMOOTH SURFACE SUCH AS A RUG OR CARPET TO AVOID THE PARTS FROM BEING SCRATCHED.
- * BEFORE YOU BEGIN, KINDLY FOLLOW THE ASSEMBLY INSTRUCTIONS STEP BY STEP.
- * DO NOT TIGHTEN ALL SCREWS UNTIL THE CHAIR IS FULLY SET-UP.


HARDWARE LIST

NO	DESCRIPTION	QTY
A	JCBC BOLT (LONG) 	4 PCS
B	JCBC BOLT (MEDIUM) 	4 PCS
C	JCBC BOLT (SHORT) 	2 PCS
D	SPRING WASHER 	10 PCS
E	FLAT WASHER 	10 PCS
F	WOOD SCREW 	9 PCS
G	ALLEN KEY 	1 PC




Fully Set-up

STEP 1



STEP 2



STEP 3

