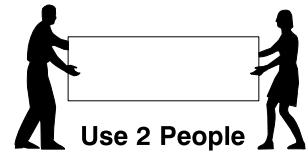
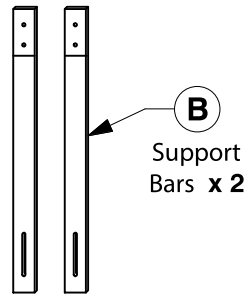
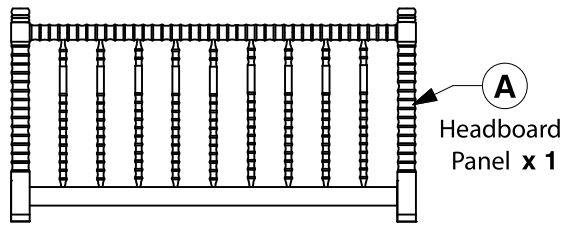


9821 Full Headboard

Assembly Instructions

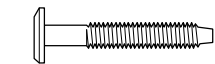
WI-1125

1 Parts List

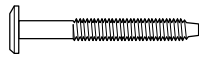


Note: Do not assemble using power tools. This can cause the bolts to be overtightened

2 Hardware List



1 M6 x 35mm JCB x 4



2 M6 x 50mm JCB x 6



3 Spring Washer x 10

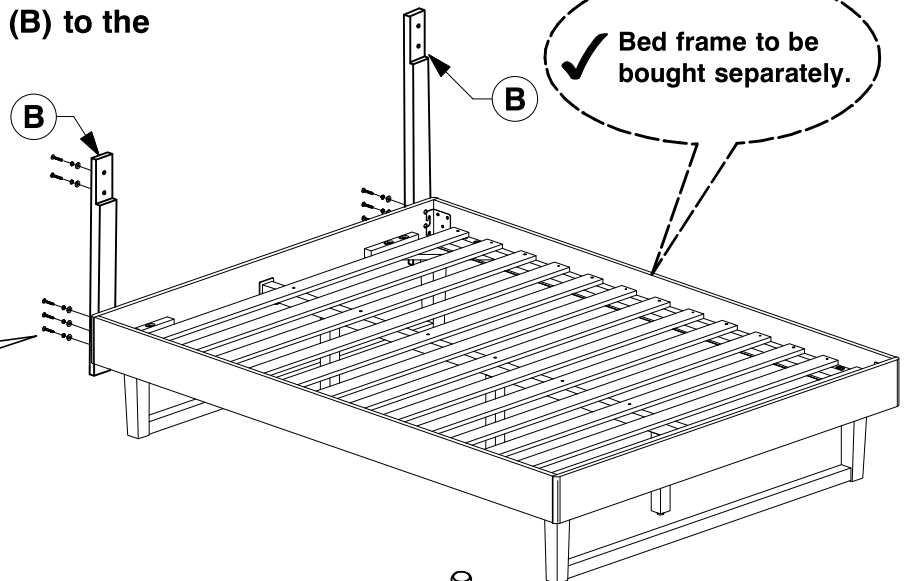
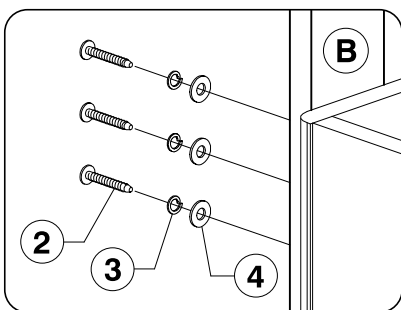


4 Flat Washer x 10



5 Allen Key x 1

3 Assemble the Support Bars (B) to the Headboard Panel.



4 Assemble the Headboard Panel (A) to the Support Bars (B).

