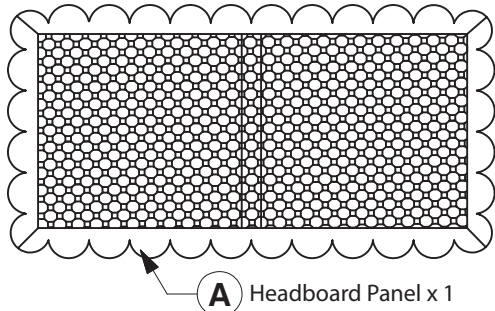


9811 Queen Headboard

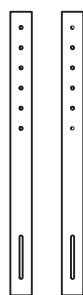
Assembly Instructions

MG-1024

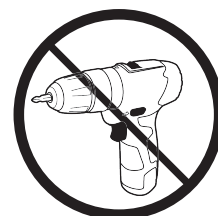
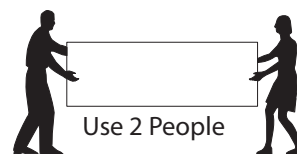
1 Parts List



A Headboard Panel x 1



B
Support Bars
x 2



2 Hardware List



1 M6 x 35mm JCB
x 10



2 Spring Washer
x 10



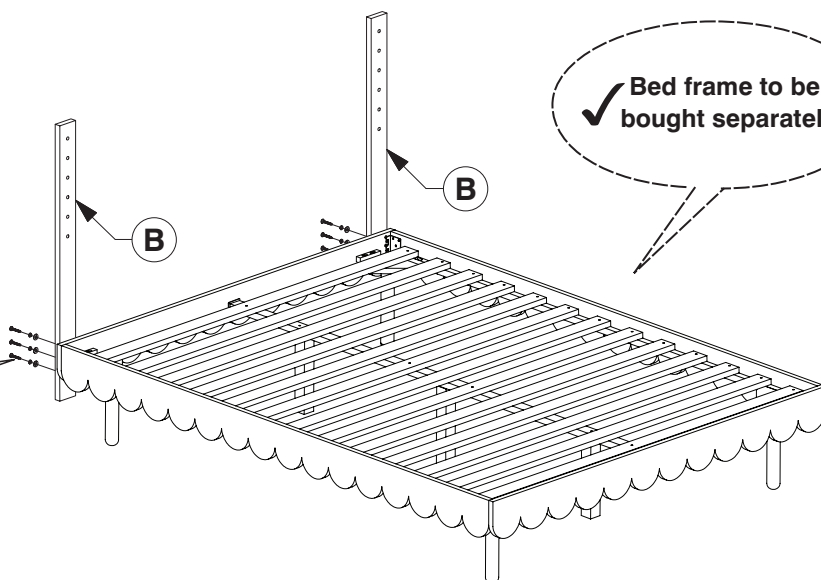
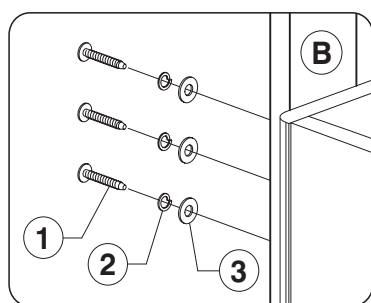
3 Flat Washer
x 10



4 Allen Key
x 1

Note: Do not assemble
using power tools. This
can cause the bolts to be
overtightened

3 Assemble the Support Bars (B) to the Headboard Panel.



4 Assemble the Headboard Panel (A) to the Support Bars (B).

