


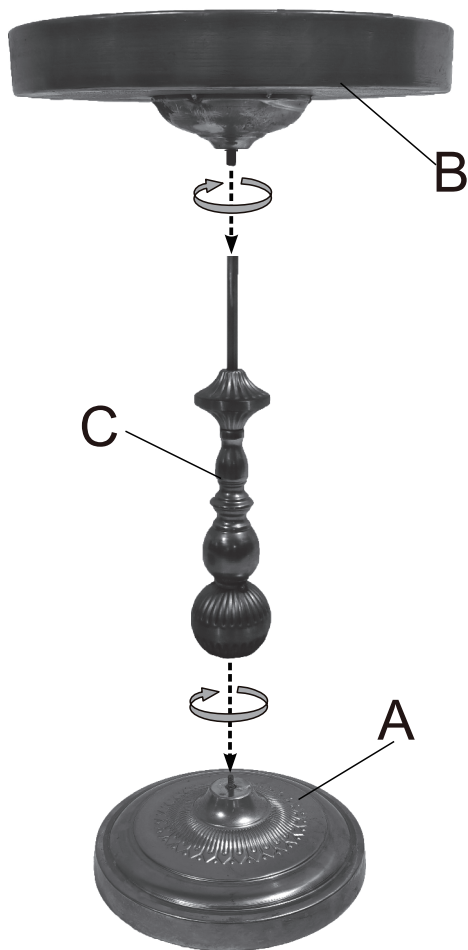


# ASSEMBLY INSTRUCTION

A		1PC	C		1PC
B		1PC			

1.



Place metal base(A) on a soft and clean surface.  
Rotate metal bar(C) to A, then rotate metal tray(B) to C.

2.



Full assembled Metal side table