


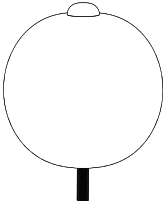
# Assembly Instructions

## Bailey Round Ottoman Storage with Legs

### Packing list:



1 unit table



4 table legs

### CAUTION:

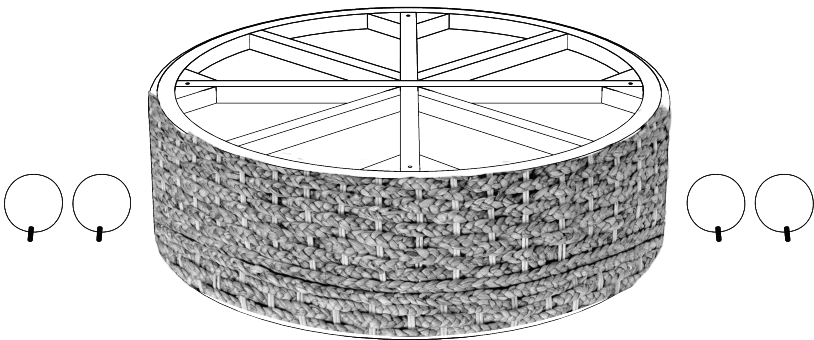
The item is heavy,  
assembly should be performed by two people

### CAUTION:

Carefully remove all of the components from the packaging and set aside for assembly.  
Assemble on a soft surface to prevent scratching the finish.

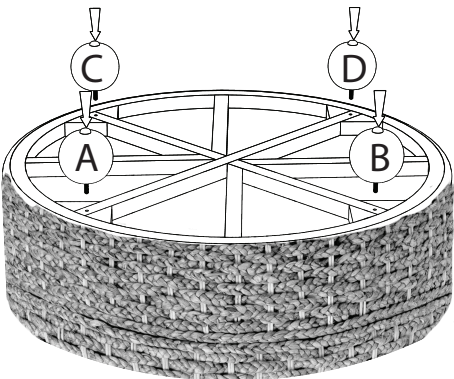
### Assembly Steps:

01



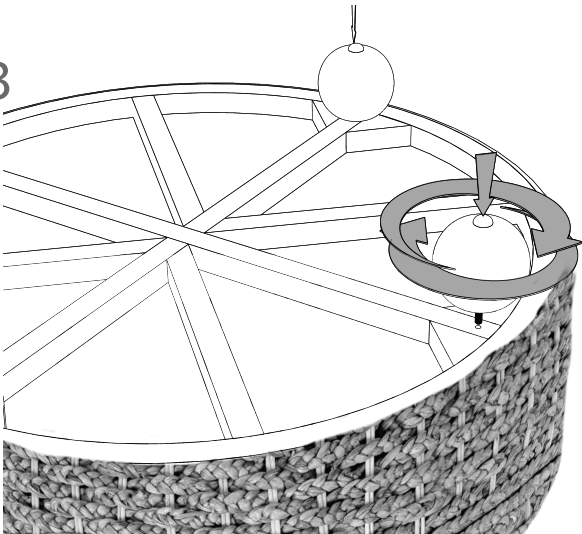
Turn table bottom side up onto soft, smooth surface.

02



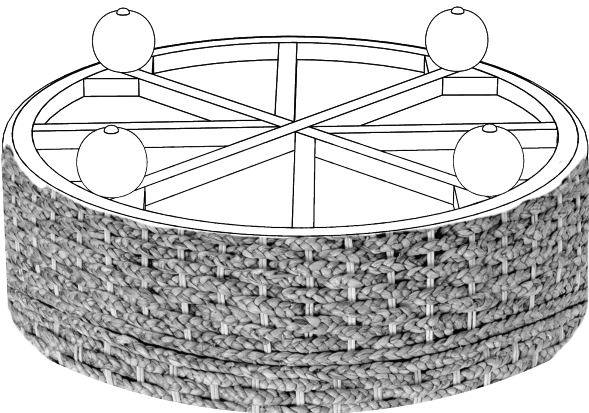
Position each table leg in each corner of the table.

03



Install all four legs by turning clockwise into threaded insert.

04



make sure the table legs are installed perfectly.

05



Once all four legs attached, turn table right side up  
and enjoy.