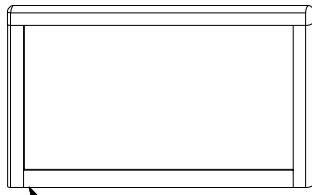


# 97033 Twin Headboard

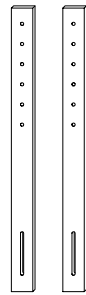
## Assembly Instructions

WII-0720

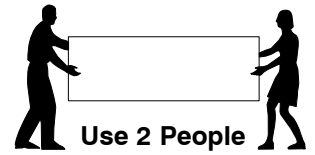
### 1 Parts List



**A** Headboard Panel x 1



**B**  
Support  
Bars x 2



### 2 Hardware List



**1** M6 x 35mm JCB  
x 10



**2** Spring Washer  
x 10



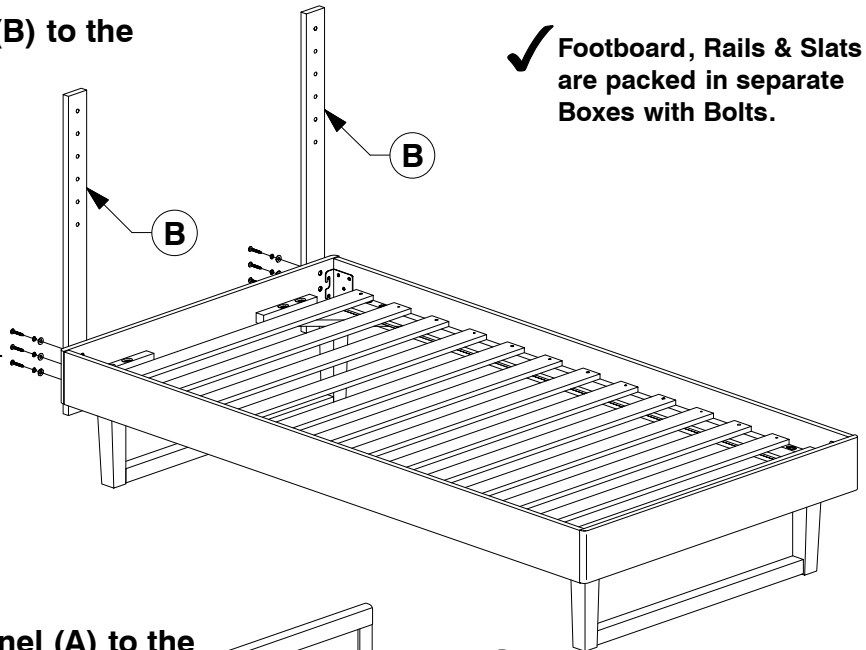
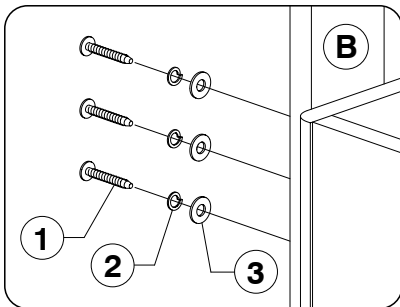
**3** Flat Washer  
x 10



**4** Allen Key  
x 1

**Note:** Do not assemble  
using power tools.  
This can cause the bolts  
to be overtightened

### 3 Assemble the Support Bars (B) to the Headboard Panel.



✓ Footboard, Rails & Slats  
are packed in separate  
Boxes with Bolts.

### 4 Assemble the Headboard Panel (A) to the Support Bars (B).

