

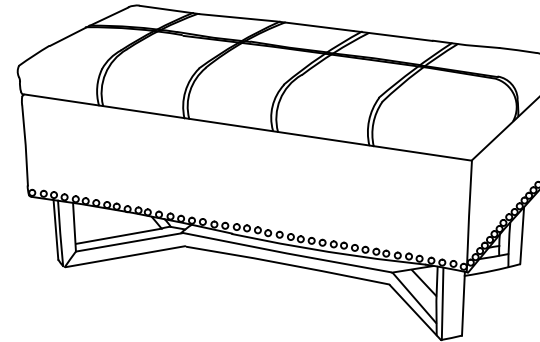









ASSEMBLY INSTRUCTION

PARTS IDENTIFICATION

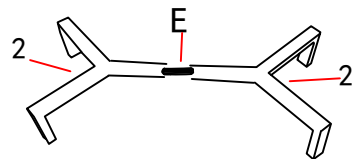
No	Drawing	Description	Qty
1		SEAT	1
2		WOOD LEG	2



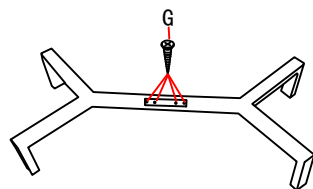
HARDWARE LIST

No	Drawing	Description	Qty
A			1
B		$\phi 5/16 \times 2"$	4
C			4
D			4
E		Spile	1
F		Metal plate	1
G		$\phi 5/16 \times 1"$	4

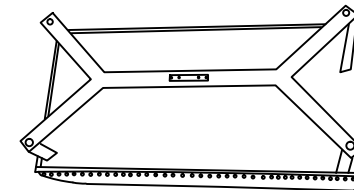
STEP 1



STEP 2



STEP 3



STEP 4

