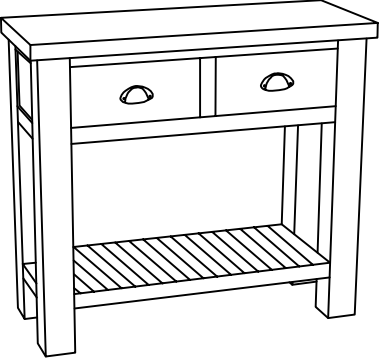






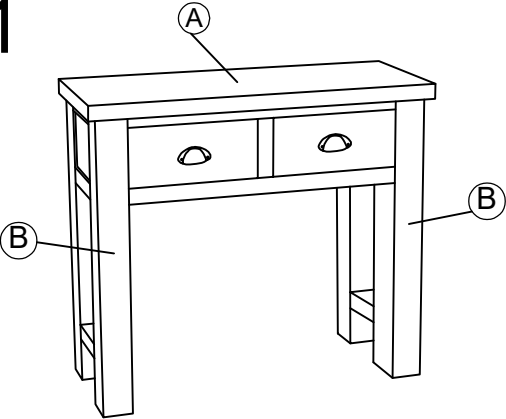
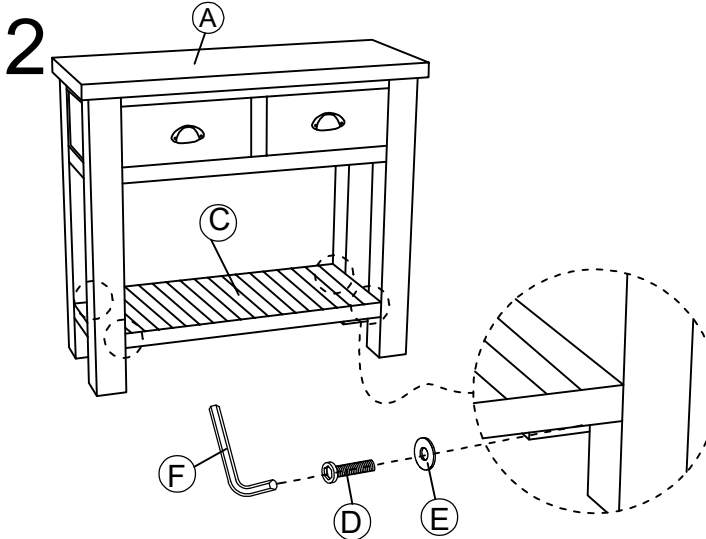



Assembly Manual

											
Ⓐ	x1	Ⓑ	x2	Ⓒ	x1	Ⓓ	x4	Ⓔ	x4	Ⓕ	x1
<p>1</p>  <p>Step 1:Lay Part A with holes facing up on flat surface</p>	<p>2</p>  <p>Step 2:Insert Parts B into Part A</p>					<p>3</p>  <p>Step 3:Part C screw to Parts B using Parts D,Parts E and Part F</p>					