





### Parts List

(A)	Top	x 1
(B)	Short Leg Frame	x 1
(C)	Long Leg Frame	x 1

### Fittings List

(1)	Bolt		x 6
(2)	Spring Washer		x 6
(3)	Flat Washer		x 6
(4)	Allen Key		x 1

- Lay table top (A) upside down on a soft clean surface.
- Fit short leg frame (B) and long leg frame (C) to the top (A) using bolts (1), spring washers (2) and flat washers (3).
- Tighten with allen key (4).
- Carefully turn your table upright.

