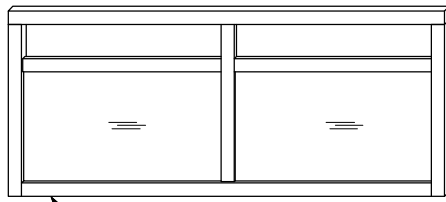


# 0068 Full / Queen Headboard

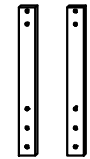
## Assembly Instructions

WI-1220

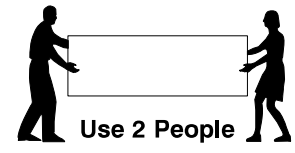
### 1 Parts List



**A** Headboard Panel x 1



**B** Support Bars x 2



### 2 Hardware List



**1** M6 x 35mm JCB x 8



**2** Spring Washer x 8



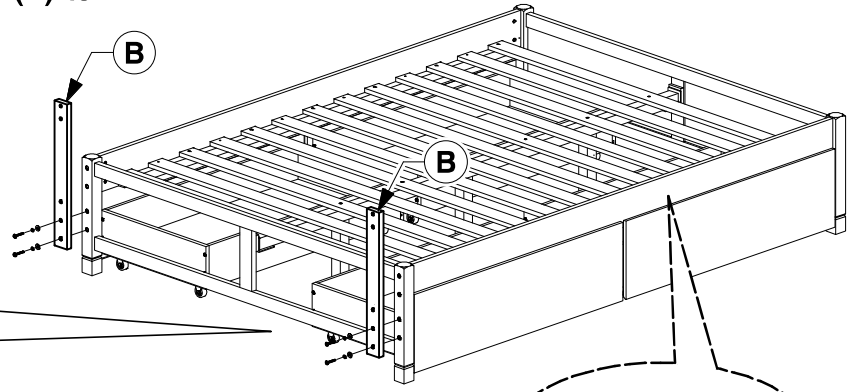
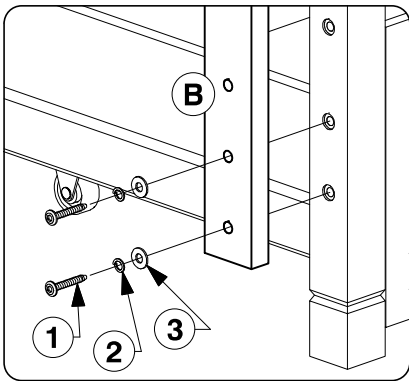
**3** Flat Washer x 8



**4** Allen Key x 1

**Note:** Do not assemble using power tools. This can cause the bolts to be overtightened

### 3 Assemble the Support Bars (B) to the Headboard Panel.



### 4 Assemble the Headboard Panel (A) to the Support Bars (B).

