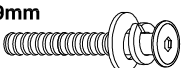
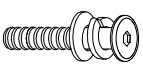
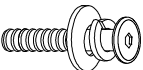




# ASSEMBLY INSTRUCTIONS

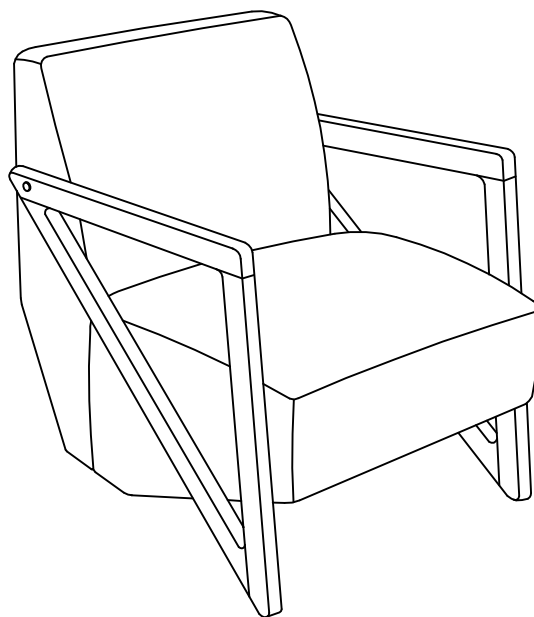
## MODEL : BOGOTA SOFA - 1 SEATER

### IMPORTANT NOTE :

- \* PLACE ALL WOODEN PARTS ON A CLEAN AND SMOOTH SURFACE SUCH AS A RUG OR CARPET TO AVOID THE PARTS FROM BEING SCRATCHED.
- \* BEFORE YOU BEGIN, KINDLY FOLLOW THE ASSEMBLY INSTRUCTIONS STEP BY STEP.

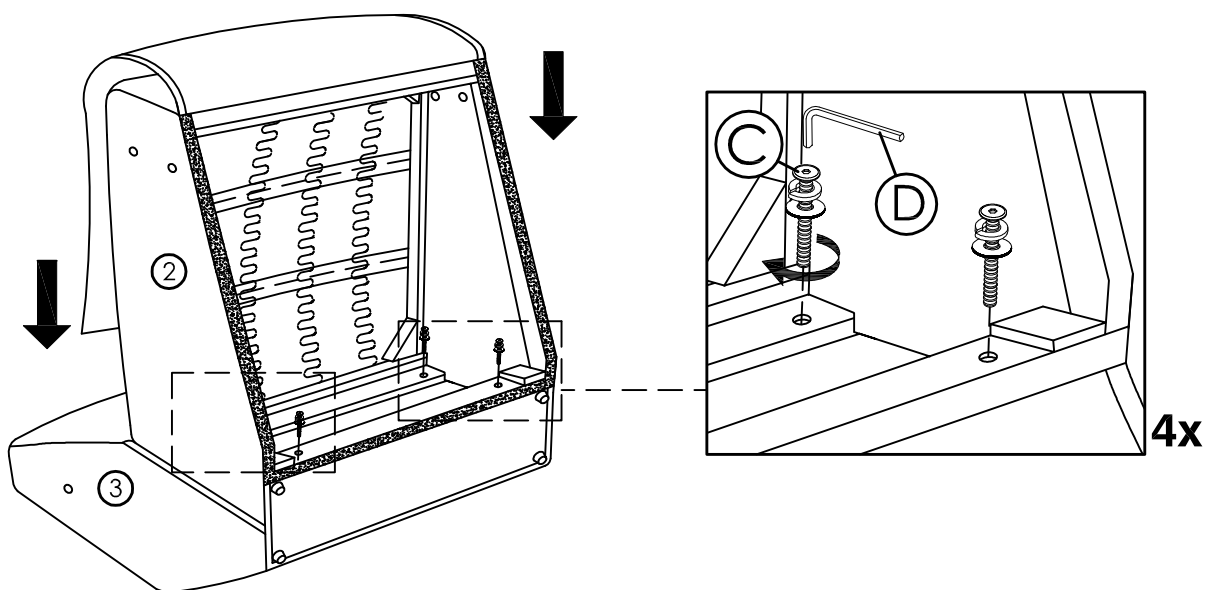
HARDWARE LIST		
A	JCBC M6 x 35mm + S/W M6 + F/W M6 x 19mm 	4PCS
B	JCBC M6 x 35mm + S/W M6 + F/W M6 x 13mm 	2PCS
C	JCBC M6 x 40mm + S/W M6 + F/W M6 x 19mm 	4PCS
D	ALLEN KEY M4 ( Ball Shape) 	1PC
E	WOOD BUTTON Ø 14.5 	2PCS

PART LIST		
1	ARM REST (L/R)	2PCS
2	SOFA SEAT	1PC
3	SOFA BACK REST	1PC



COMPLETED SOFA ASSEMBLY.

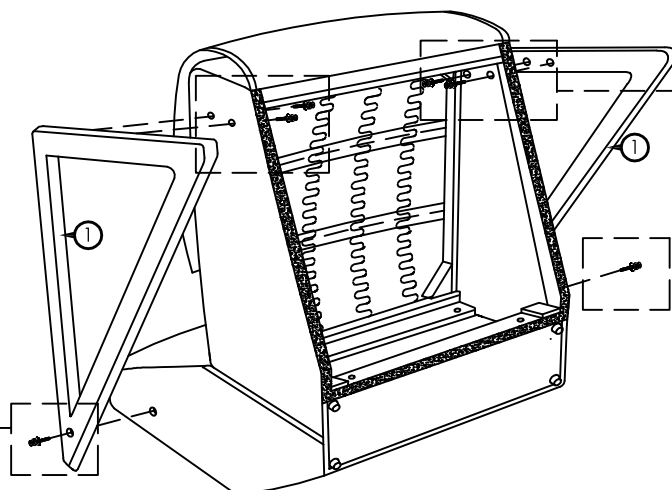
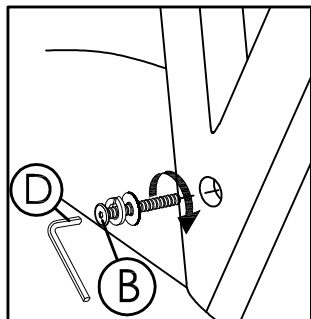
### STEP 1



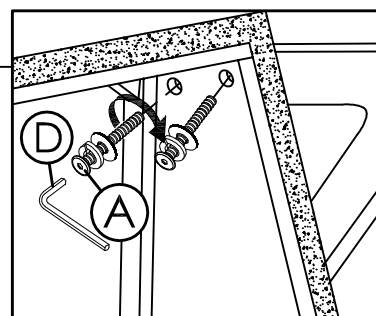
# ASSEMBLY INSTRUCTIONS

## STEP 2

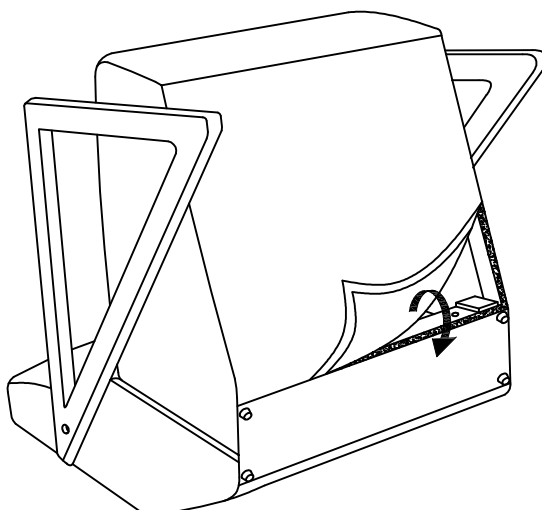
### STEP 2.b



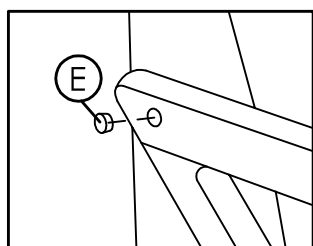
### STEP 2.a



## STEP 3



## STEP 4



**2x**

