



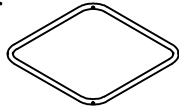







# ASSEMBLY INSTRUCTION

## PARTS LIST

<p>1. - 1 Pc.</p> 	<p>2. - 1 Pc.</p> 	<p>4. - 1 Pc.</p> 	<p>5. - 1 Pc.</p> 
	<p>3. - 1 Pc.</p> 		

## FITTINGS

<p>A.-M6*16-4Pcs</p> 	<p>B.-M6*30-4Pcs</p> 	<p>C.-M6*35-2Pcs</p> 	<p>D.-M6*18-4Pcs</p> 	<p>E.-M4-1Pc</p> 
--	--	--	--	--

STEP 1: Assemble parts list no.3 to no.4 and no.5

STEP 2 : Screw no.2 to the chair frame

STEP 3: Screw the seat onto the frame

