






ASSEMBLY INSTRUCTIONS

MODEL : BIANCA OTTOMAN

IMPORTANT NOTE :

- * PLACE ALL WOODEN PARTS ON A CLEAN AND SMOOTH SURFACE SUCH AS A RUG OR CARPET TO AVOID THE PARTS FROM BEING SCRATCHED.
- * PLEASE FOLLOW ASSEMBLY INSTRUCTIONS STEP BY STEP.
- * DO NOT FULLY TIGHTEN ALL SCREWS UNTIL THE CHAIR PARTS HAVE BEEN ASSEMBLED.

HARDWARE LIST			PART LIST		
A	JCBC M6 x 50mm + S/W M6 + F/W M6 x 13mm 	4PCS	1	LEG	2PCS
B	ALLEN KEY M4 	1PC	2	STRETCHER	2PCS
C	L-BRACKET 	4PCS	3	CUSHION SEAT	1PC
D	CSK SCREW M3.5 x 12mm 	8PCS			
E	WOOD DOWEL M8 x 25mm 	2PCS			

PLEASE NOTE :

(1) DO NOT FULLY-TIGHTEN THE NUTS AND BOLTS UNTIL ALL PARTS HAVE BEEN ASSEMBLED.

(TO AVOID CAUSING DAMAGE TO THE THREADS, DO NOT OVER-TIGHTEN THE NUTS AND BOLTS.)

(2) KEEP ALL PARTS OUT OF THE REACH OF CHILDREN.

