






# ASSEMBLY INSTRUCTION

MODEL : LW1902

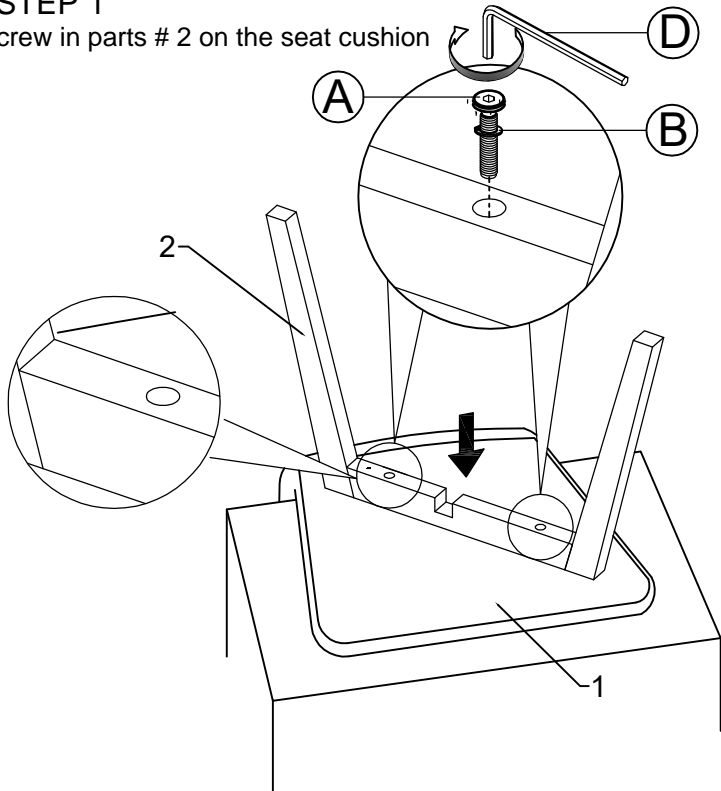
PART LIST		
1	Chair Body 	1 PC
2	Leg 	1 PC
3	Leg 	1 PC
4	Corner Block 	2 PCS

HARDWARE LIST		
A	JCBC M6 X 60mm 	4 PCS
B	Spring Washer M6 X 13mm 	4 PCS
C	CSK Screw M4 X 25mm 	8 PCS
D	Allen Key 	1 PC



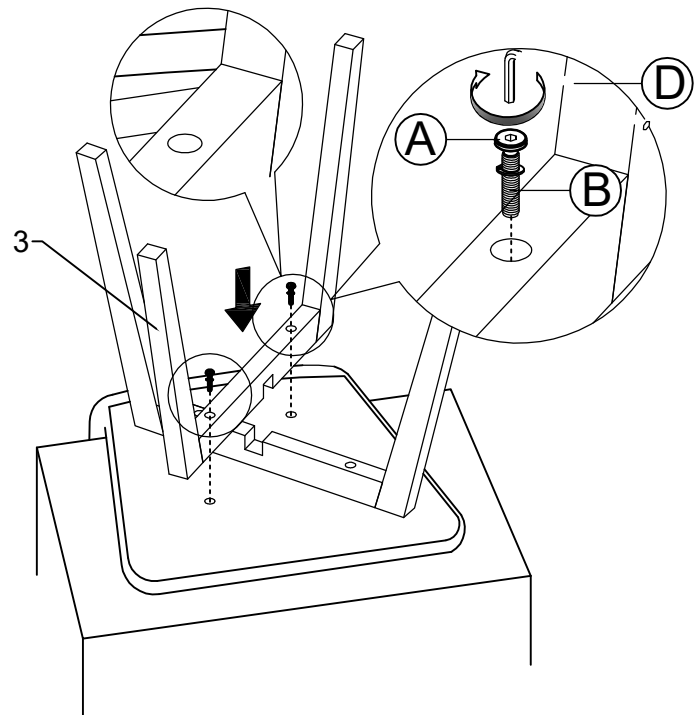
## STEP 1

screw in parts # 2 on the seat cushion



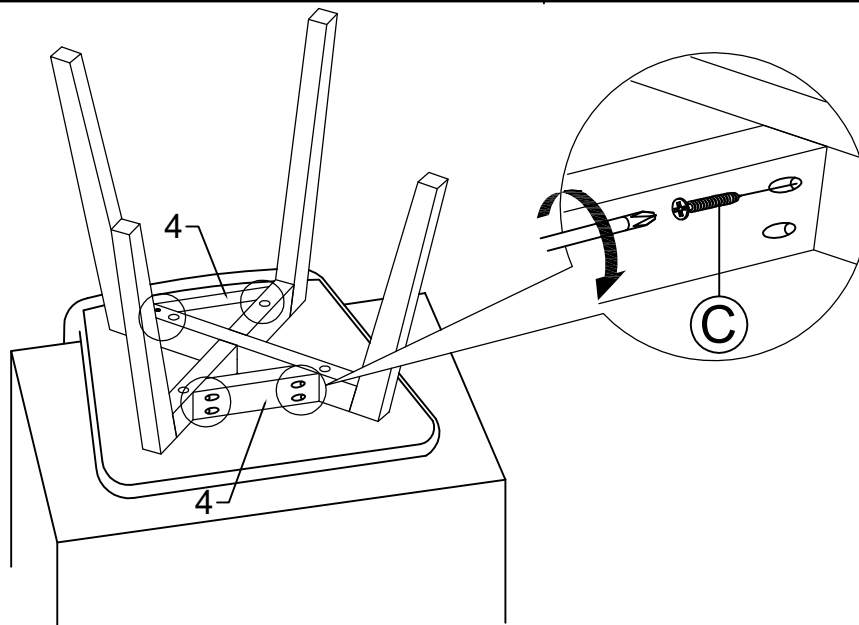
## STEP 2

screw in parts # 3 on the seat cushion




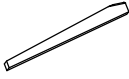
## STEP 3





screw in corner blocks on leg




# ASSEMBLY INSTRUCTIONS

MODEL : LWM(SR)90908HL32

Part List		
NO	Component	QTY
1	Table Top & Apron 	1 pc
2	Table Leg 	4 pcs

Hardware List		
NO	Description	QTY
A	Allen Key 	1 pc
B	JCBB Screw M8 x 70mm 	8 pcs
C	Spring Washer 	8 pcs
D	Flat Washer 	8 pcs



## STEP 1

