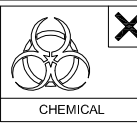
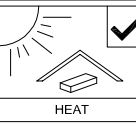




SOFT, DRY CLOTH



CHEMICAL



HEAT



KEEP DRY



HANDLE WITH CARE



DO NOT USE KNIFE

# ASSEMBLY INSTRUCTION

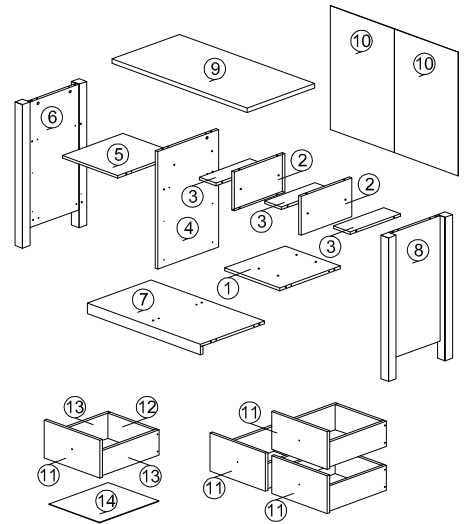
MODEL : WB 832052

DESCRIPTION : WINE BAR

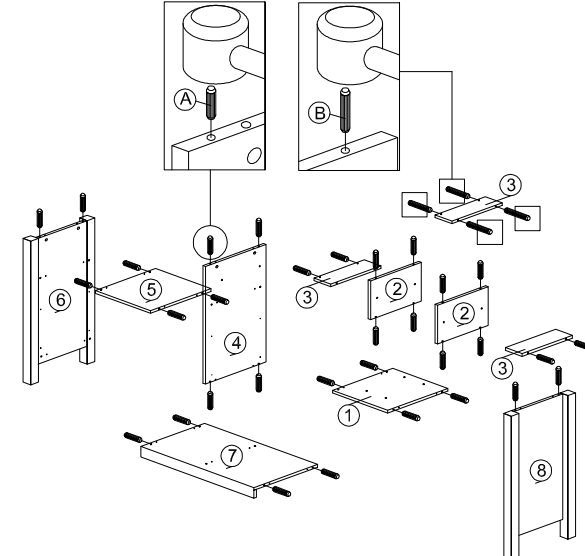
HARDWARE

<b>A</b>  WOOD DOWEL 8 X 25 1X32	<b>B</b>  WOOD DOWEL 8 X 40 1X4	<b>C</b>  CB SCREW M3.5X16MM 1X48	<b>D</b>  CB SCREW M4X38MM 1X32	<b>E</b>  CSK CAP WOOD M6X50MM 1X2	<b>F</b>  NAIL 5/8 1X60	<b>G</b>  L KEY 1X1	<b>H</b>  PVC NAIL WITH PIN 5/8 1X4	<b>I</b>  MINIFIX 5654 + 5546 18 SETS	<b>J</b>  MINIFIX CAP 1X20	<b>K</b>  HANDLE 5022 (METAL) 1X4	<b>L</b>  HANDLE SCREW M4X35MM 1X4	<b>M</b>  DRAWER SLIDE 14" M1 M2 4 SETS
--	---	---	---	---	----------------------------------	------------------------------	--	---	--	--	---	---

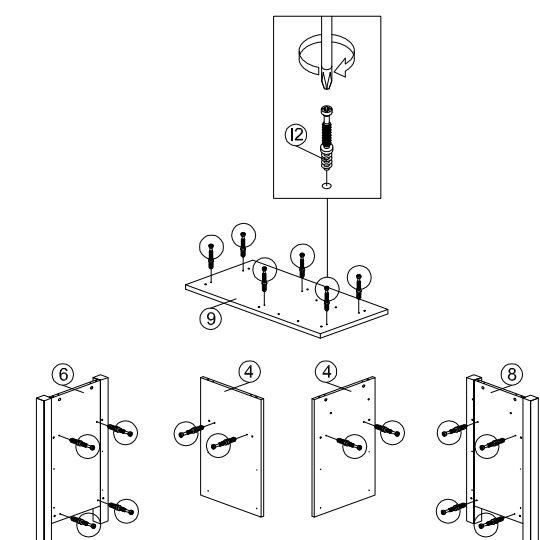
## PART LIST



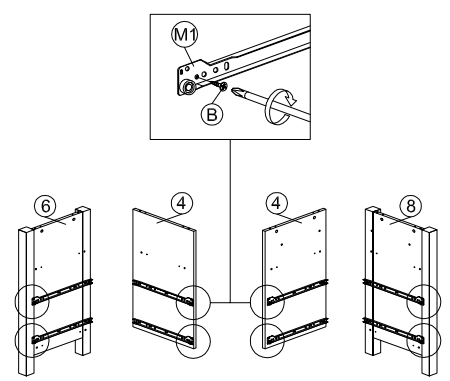
## STEP 1



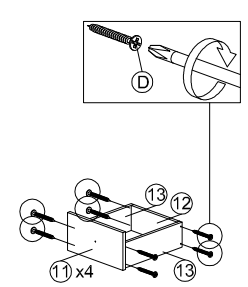
## STEP 2



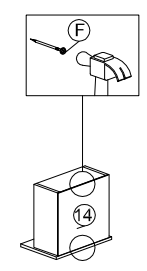
## STEP 3



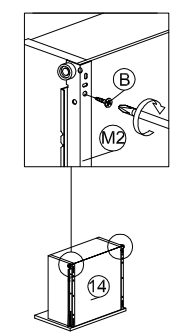
## STEP 4



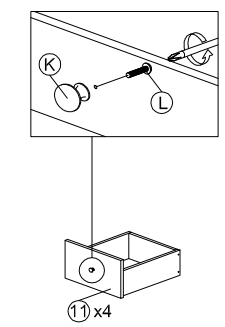
## STEP 5



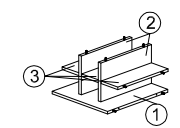
## STEP 6



## STEP 7

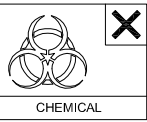


## STEP 8

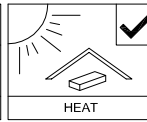




SOFT, DRY CLOTH



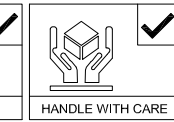
CHEMICAL



HEAT



KEEP DRY



HANDLE WITH CARE



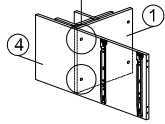
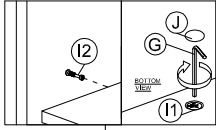
DO NOT USE KNIFE

# ASSEMBLY INSTRUCTION

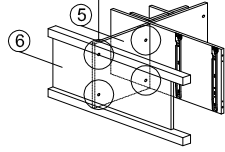
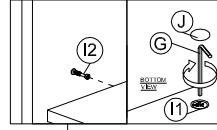
MODEL : WB 832052

DESCRIPTION : WINE BAR

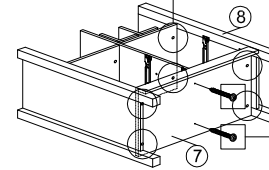
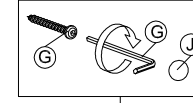
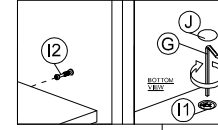
## STEP 9



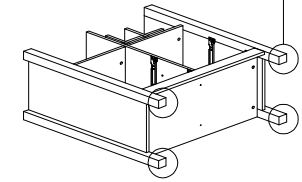
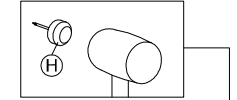
## STEP 10



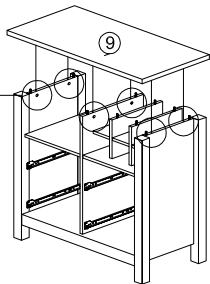
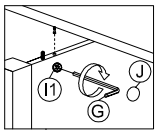
## STEP 11



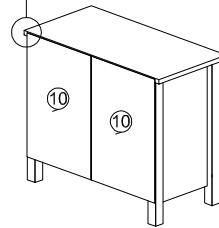
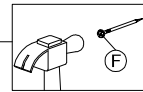
## STEP 12



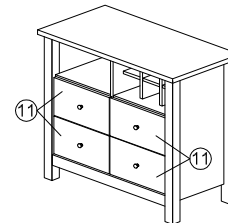
## STEP 13



## STEP 14



## STEP 15



## COMPLETED

