



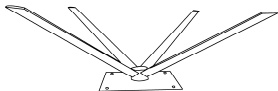



ASSEMBLY INSTRUCTIONS

*Please don't lock down the bolts before all parts installed.

HARDWARE LIST

NO.	Picture	Description	QTY
A		Flat washer	4
B		Spring Washer	4
C		Bolts	4
D		Hexagon Key	1
E		Metal Base	1
F		Chair	1

Step 1

