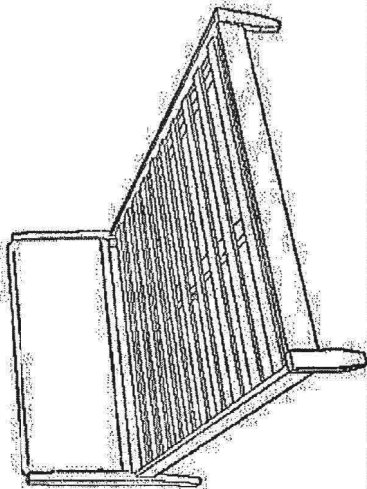
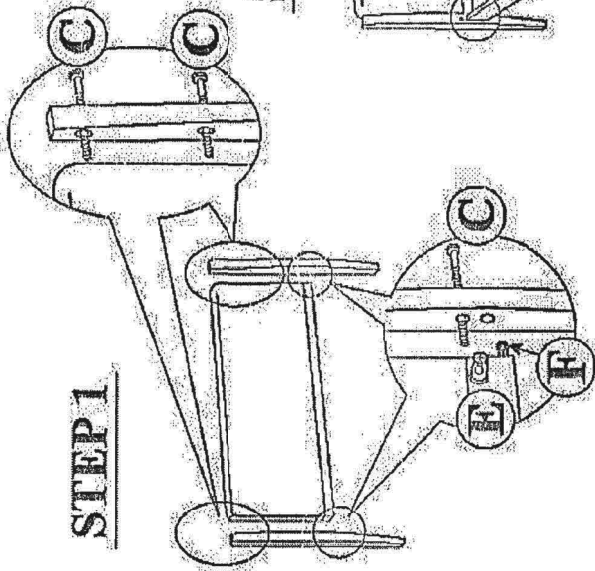


**MODEL
SW 8013 - D / F / Q / K**

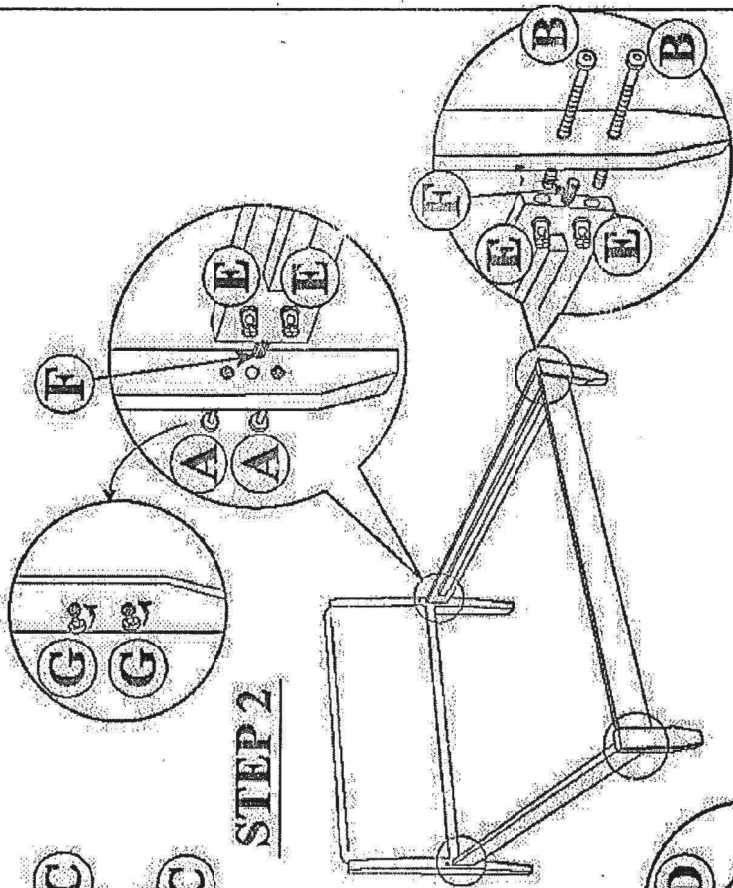
FULLY SET UP



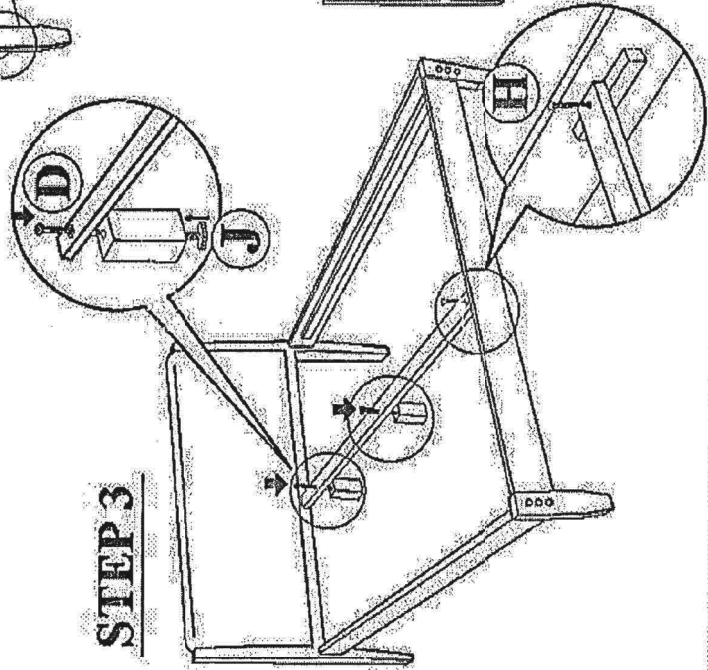
STEP 1



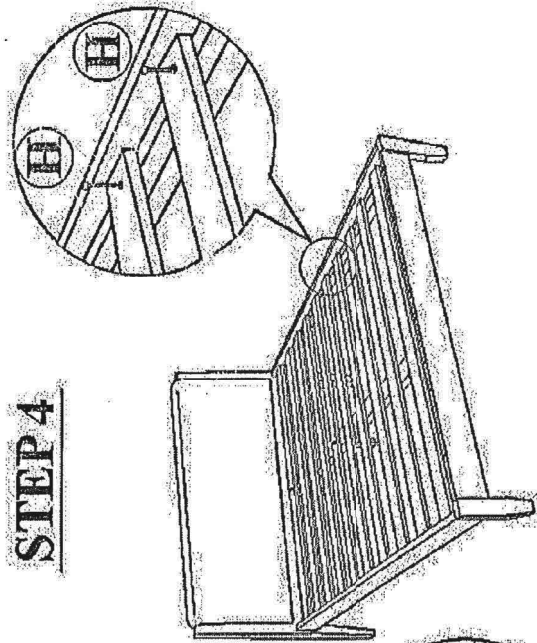
STEP 2














STEP 3



STEP 4



HARDWARE LIST

| NO | DESCRIPTION | QTY |
|----|---|-------|
| A | M5 x 30mm JCBC  | 4pcs |
| B | M5 x 50mm JCBC  | 4pcs |
| C | M5 x 60mm JCBC  | 6pcs |
| D | M5 x 50mm JCBC  | 2pcs |
| E | BARREL NUT  | 10pcs |
| F | Ø8 x 35mm WOOD DOWEL  | 8pcs |
| G | WOODEN PLUG  | 14pcs |
| H | M4 X 25mm SCREW (Q/K)  | 34pcs |
| | M4 X 25mm SCREW (D/F)  | 31pcs |
| I | ALLENKEY  | 1pcs |
| J | ADJUSTER  | 3pcs |