















ASSEMBLY INSTRUCTION

MODEL : BSL 344F		QTY
NO	PART LIST	
A	HEADBOARD 	1PC
B	B/PCST SUPPORT 	2PCS
C	FOOTBOARD 	1PC
D	SIDE RAIL 	2PCS
E	SLAT 	12PCS
F	C/SLAT 	1PCS
G	C/LEG 	3PCS
NO	HARDWARE LIST	QTY
1	JCBC M6 x 35mm 	6PCS
2	JCBB M8 x 16mm 	8PCS
3	JCBC M6 x 40mm 	3PCS
4	CSK M4 x 25mm 	18PCS
5	BASE GLIDE M6 X 23mm 	3PCS
6	ALLEN KEY M4 	1PCS
7	ALLEN KEY M5 	1PCS

