












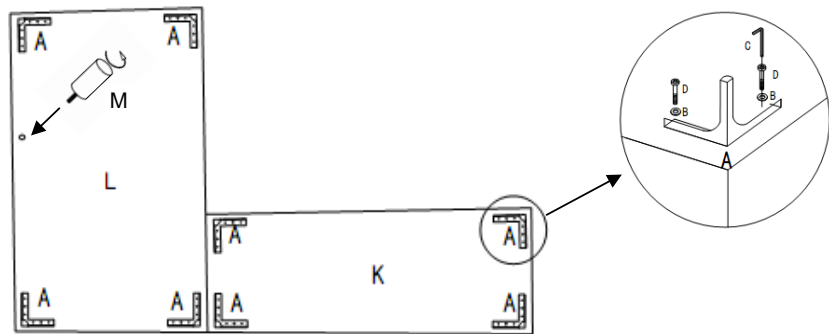


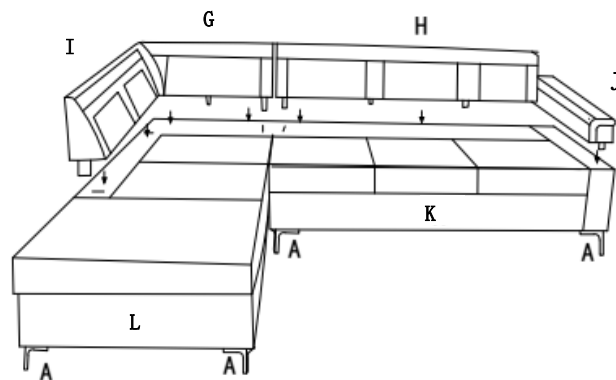
ASSEMBLY INSTRUCTION

No.	Parts List			No.	Parts List		
A		8pcs	METAL LEGS	G		1pc	CORNER BACK PANEL
B		16pcs	WASHER	H		1pc	SOFA BACK PANEL
C		1pc	M6 ALLEN KEY	I		1pc	CHAISE BACK PANEL
D		16pcs	M6*20mm BOLTS	J		1pc	ARM
E		2pcs	CORNER CUSION	K		1pc	SOFA BODY
F		4pcs	BACK CUSION	L		1pc	CHAISE BODY
				M		1pc	MID-LEG

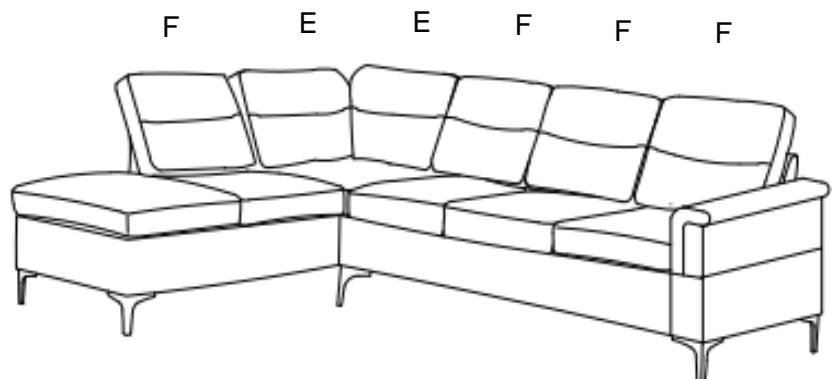
Step 2 Assembled the legs with bolts.turn on the middle leg"M" on the chaise.




Step 3 Assembled the back panels and the arm cushion.
















Step 4 Tidy the cushion.

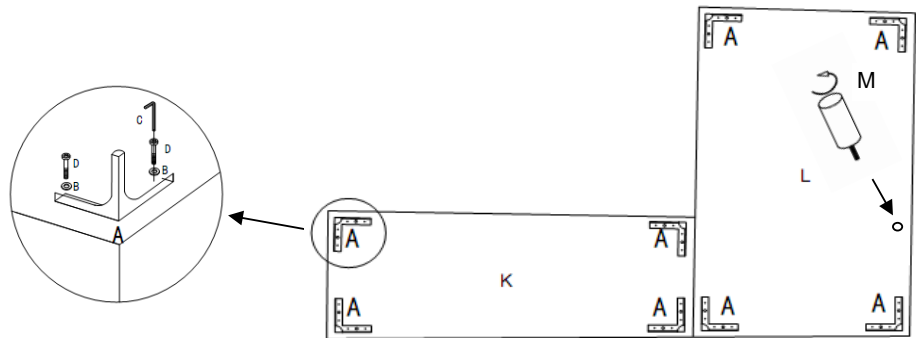




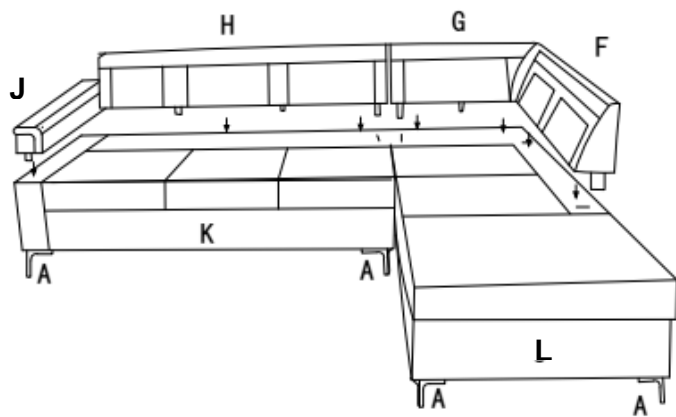
ASSEMBLY INSTRUCTION

No.	Parts List			No.	Parts List		
A		8pcs	METAL LEGS	G		1pc	CORNER BACK PANEL
B		16pcs	WASHER	H		1pc	SOFA BACK PANEL
C		1pc	M6 ALLEN KEY	I		1pc	CHAISE BACK PANEL
D		16pcs	M6*20mm BOLTS	J		1pc	ARM
E		2pcs	CORNER CUSION	K		1pc	SOFA BODY
F		4pcs	BACK CUSION	L		1pc	CHAISE BODY
				M		1pc	MID-LEG

Step 1 Assembled the legs with bolts.turn on the middle leg"M" on the chaise.



Step 2 Assembled the back panels and the arm cushion.



Step 3 Tidy the cushion.

