













# ASSEMBLY INSTRUCTIONS

**MODEL : LW 35-3**

ITEM	PART NAME	QTY
1	Back Rest & Leg 	2 PCS
2	Back Cushion 	1 PC
3	Seat Cushion 	1 PC
4	Corner Block (Long) 	1 PC
5	Corner Block (Short) 	1 PC

ITEM	HARDWARE NAME	QTY
A	JCBC BOLT M6 X 60mm 	4 PCS
B	CSK Screw 4 X 28mm 	8 PCS
C	JCBC BOLT M6 X 40mm 	1 PC
D	ALLEN KEY 	1 PC
E	Wood Button 	4 PCS
F	JCBC BOLT M6 X 25mm 	4 PCS
G	SPRING WASHER 	4 PCS

