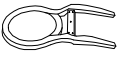










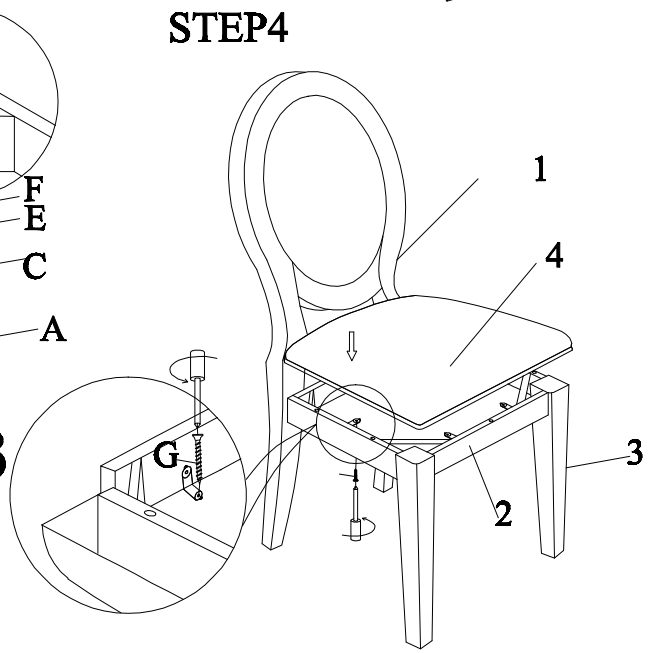
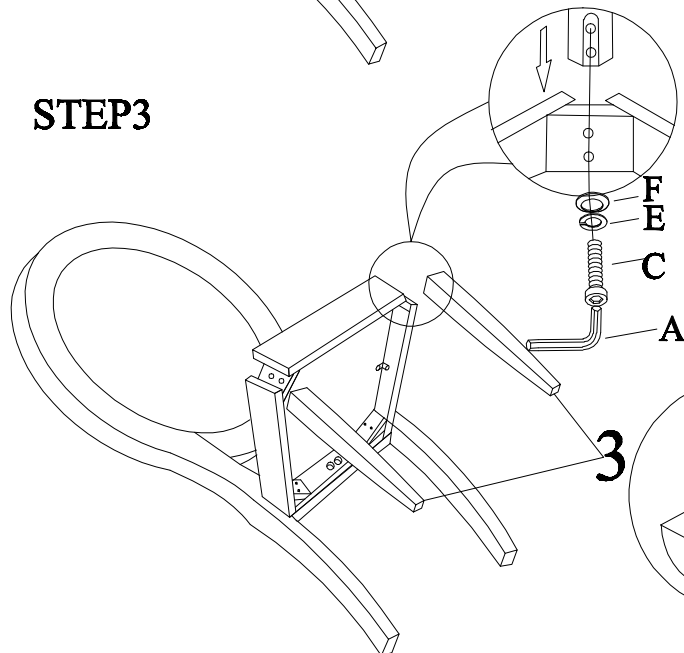
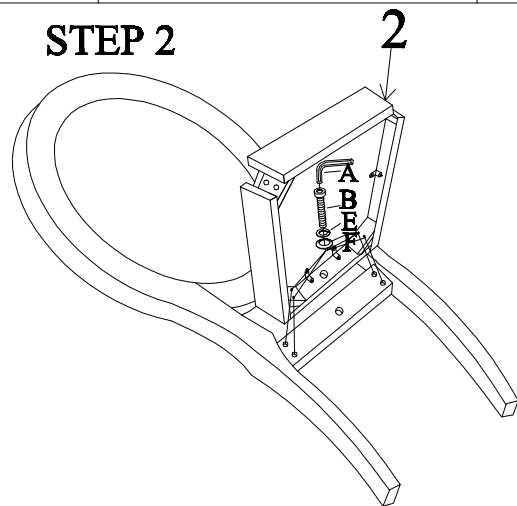
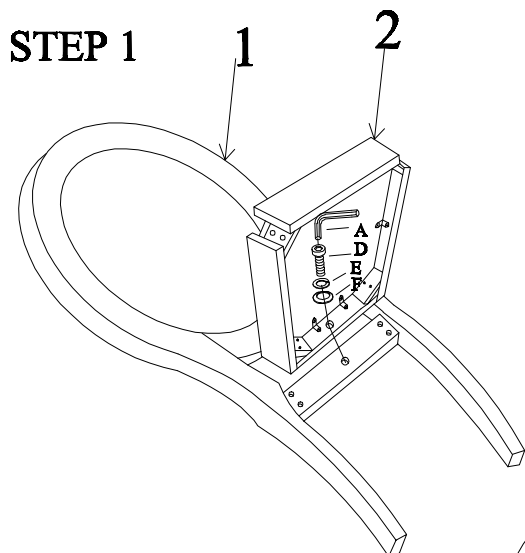


ASSEMBLY INSTRUCTION

ITEM: CDC146-SIDE CHAIR

NO.	PARTS LIST		Q'TY
1		CHAIR BACK	1PC
2		SEAT FRAME	1PC
3		FRONT LEG	2PCS
4		CUSHION	1PC

NO.	HARDWARE LIST		Q'TY
A		WRENCH 5MM	1PC
B		BOLT Ø5/16*3-1/4"	4PCS
C		BOLT Ø5/16*2-3/4"	4PCS
D		BOLT Ø5/16*1-3/4"	1PC
E		LOCK WASHER Ø5/16"	9PCS
F		FLAT WASHER Ø5/16"*22MM	9PCS
G		SCREW	6PCS



ATTENTION: Make A Sure Legs Have Been Horizontal And Tighten All Bolts!
 Don't Tighten All Until Assembly All Patts And Turning It Over, So That Legs Are Horizontal!