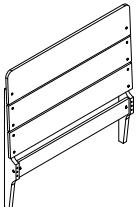
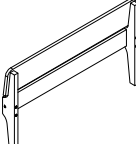
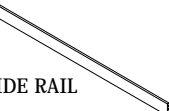
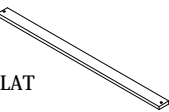






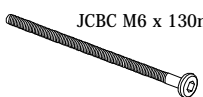


ASSEMBLY INSTRUCTION

MODEL : HT 1703		
NO.	PART LIST	QTY
A	HEADBOARD 	1PC
B	FOOTBOARD 	1PC
C	SIDE RAIL 	2PCS
D	SLAT 	12PCS
NO.	HARDWARE LIST	QTY
1	 JCBC M6 x 35mm	14PCS
2	 WOOD DOWEL	12PCS
3	 BARREL NUT	12PCS
4	 ALLEN KEY M4	1PC
5	 CSK M4 x 25mm	12PCS
6	 JCBC M6 x 60mm	4PCS
7	 JCBC M6 x 130mm	8PCS

