




ASSEMBLY INSTRUCTION





MODEL : HM899-40 END TABLE

Before you begin, please follow Assembly Instruction carefully. Then follow them step by step.

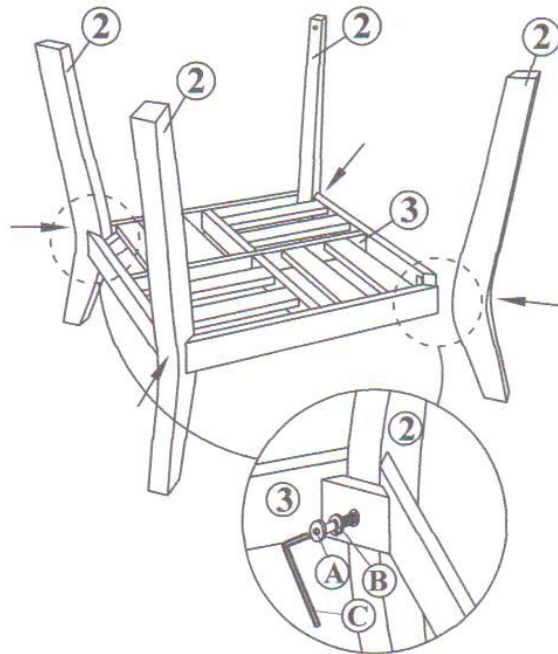
HARDWARE LIST

A	JCBC M6 x 35mm		8pcs
B	M6 Spring Washer		8pcs
C	M4 Allen Key		1pc

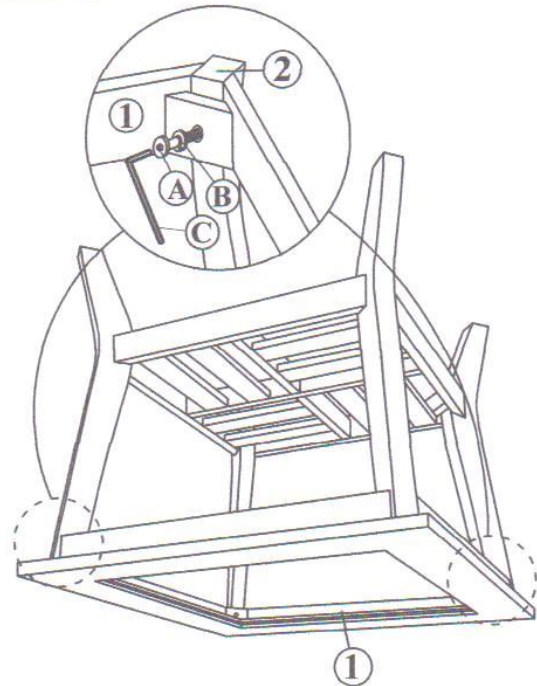
PART LIST

1	 Top Flame	1 pc	2	 Leg	4pcs
3	 Center Flame	1 pc	4	 Top Glass	1 pc

STEP 1



STEP 2



STEP 3



FULLY SET