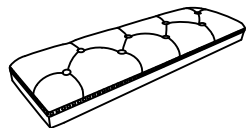


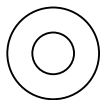
DO-6301

Ax1



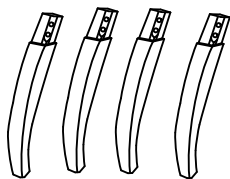
Seat

Dx8



Flat washer

Bx4



Legs

Ex8



Spring washer

Cx8



M8x65MM

Screw

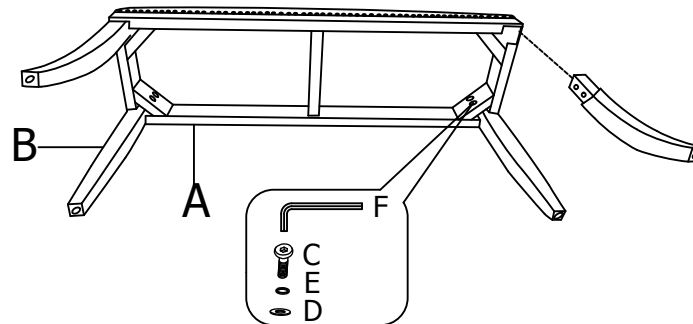
Fx1



M8

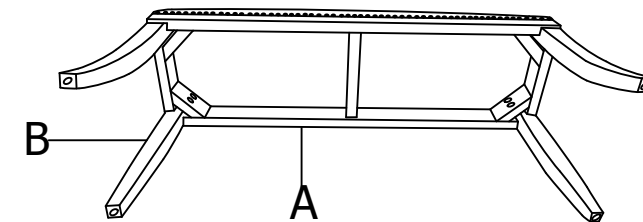
Allen key

①

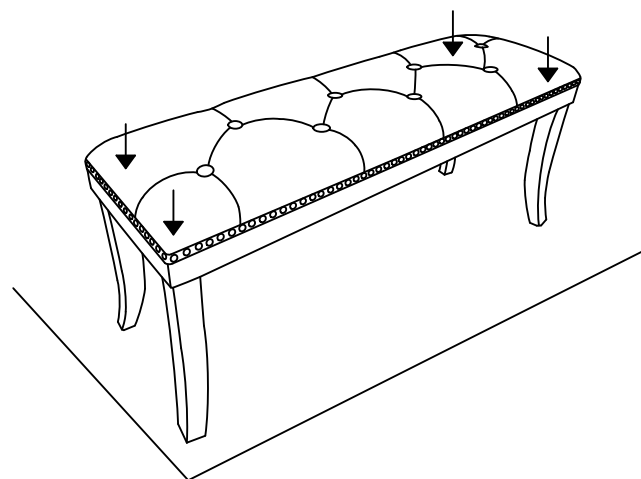


Put the screws in the holes, tighten the screws, but not too tight, 90% is ok.

②



③



Then adjust balance of this chair, tighten all the screws to 100%.

WARNING:

DO NOT STAND ON THE CHAIR, DO NOT USE THIS CHAIR AS A STEP LADDER.

USE THIS PRODUCT ONLY FOR SEATING ONE PERSON AT A TIME.

DO NOT USE THIS CHAIR UNLESS ALL BOLTS, SCREWS AND KNOBS ARE FIRMLY SECURED.

AT LEAST EVERY 4 MONTHS, CHECK ALL BOLTS, SCREWS AND KNOBS TO BE SURE THEY ARE TIGHT.

IF PARTS ARE MISSING, BROKE, DAMAGED OR WORN, STOP USING THIS PRODUCT UNTIL YOU HAVE REPAIRED IT FULLY.

FAILURE TO FOLLOW THESE WARNINGS COULD RESULT IN SERIOUS INJURY.

PLEASE DO NOT USE KNIFE TO OPEN ANY PARTS OF THE BOX OR CHAIR.

CLEANING OF PU/LEATHER COVER - WIPE CLEAN WITH A SOFT CLOTH MOISTENED WITH WATER AND NEUTRAL DETERGENT.

DO NOT USE BLEACH, CHEMICAL OR BIOLOGICAL CLEANERS.