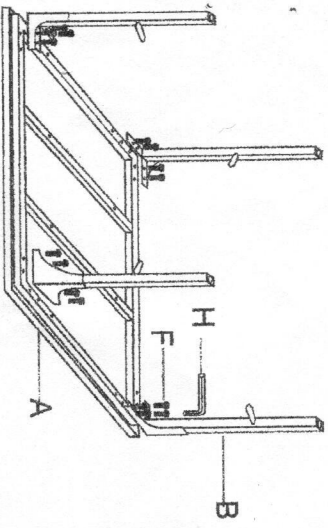
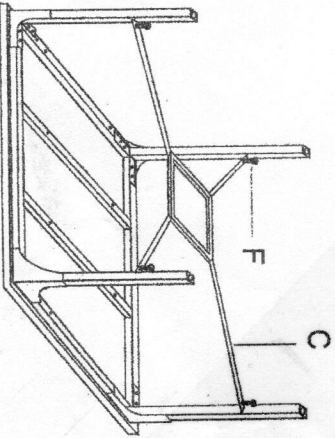


NO.	QTY	DRAWING	DESCRIPTION
A	1		
B	4		
C	1		
D	2		
E	4		
F	28		1/4X12mm
G	8		1/4X25mm
H	1		4mm

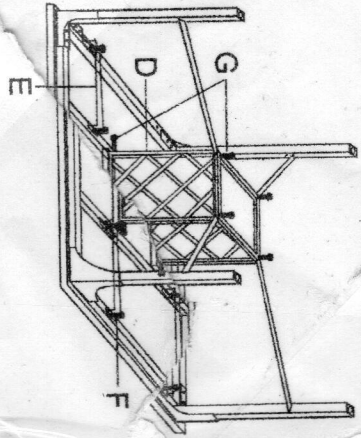
Note: Pls do not tighten all bolts until the table is assembled completely. Once assembled, tighten all bolts before attaching the table.



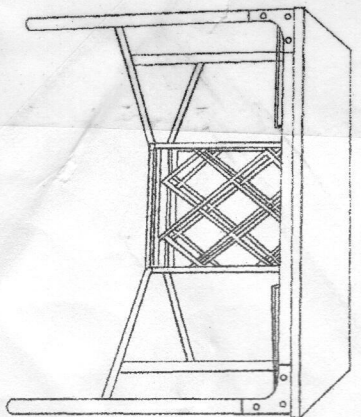
Step1



Step2



Step3



Step4