










NO.	QTY	DRAWING	DESCRIPTION
A	8		1/4X12mm
B	6		1/4X25mm
C	4		4X16mm
D	1		4mm
E	1		Chair Back
F	1		Seat Frame
G	2		LEGS
H	2		Corner support
I	1		Seat Panel

Note:Pls do not tighten all bolts until the chair is assembled completely.Once assembled,tighten all bolts before attaching the chair.

