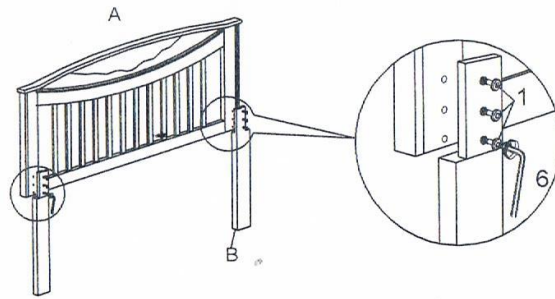


ASSEMBLY INSTRUCTION

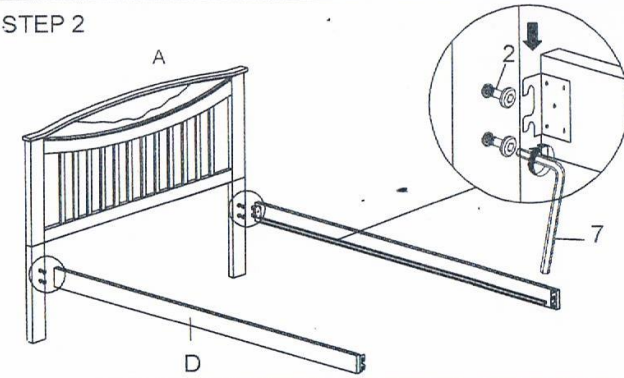
MODEL :BSL 342F

NO.	PART LIST	QTY
A	HEADBOARD	1PC
B	B/POST SUPPORT	2PCS
C	FOOTBOARD	1PC
D	SIDE RAIL	2PCS
E	SLAT	12PCS
F	C/SLAT	1PCS
G	C/LEG	3PCS
NO.	HARDWARE LIST	QTY
1	JCBC M6 x 35mm	6PCS
2	JCBB M8 x 16mm	8PCS
3	JCBC M6 x 40mm	3PCS
4	CSK M4 x 25mm	18PCS
5	BASE GLIDE M6 X 23mm	3PCS
6	ALLEN KEY M4	1PCS
7	ALLEN KEY M5	1PCS

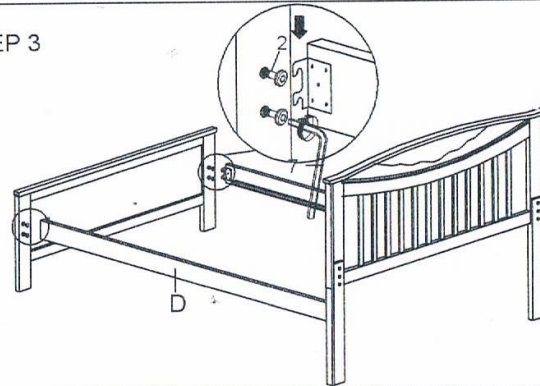
STEP 1



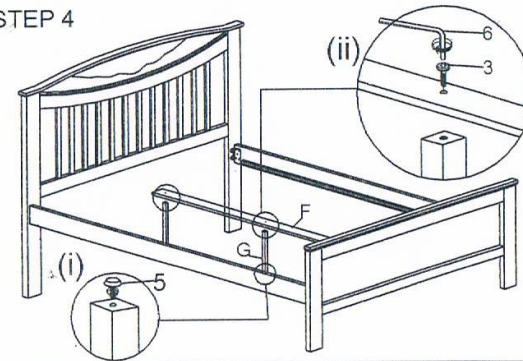
STEP 2



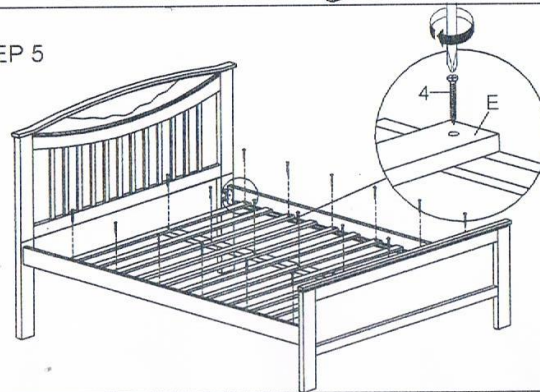
STEP 3



STEP 4



STEP 5



ASSEMBLY COMPLETED

