

ASSEMBLY INSTRUCTION

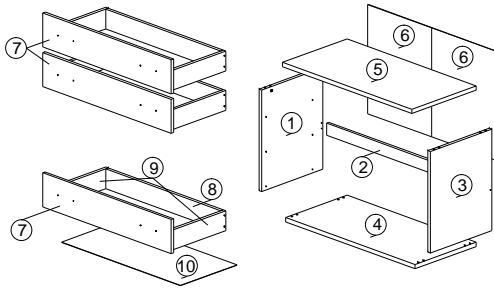
MODEL : BR 888023

DESCRIPTION : 3 DRAWERS CHEST

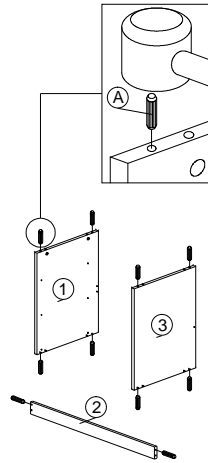
HARDWARE

A WOOD DOWEL 8 X 25 1X10	B CB SCREW M3.5X16MM 1X52	C CB SCREW M4X38MM 1X36	D CSK CAP WOOD M6X50MM 1X6	E NAIL 5/8 1X50	F L KEY 1X1	G MINIFIX CAP WOOD 1X4	H MINIFIX 5654+5546 4 SETS	I MOON HANDLE 96MM (PVC) 1X6	J DRAWER SLIDE 14" 3 SETS	K 38100 PVC LEG 1X4
--	---	---	--	----------------------------------	------------------------------	---	---	--	--	--------------------------------------

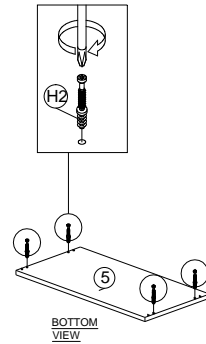
PART LIST



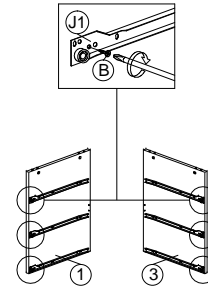
STEP 1



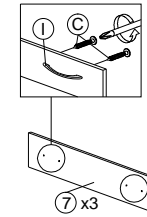
STEP 2



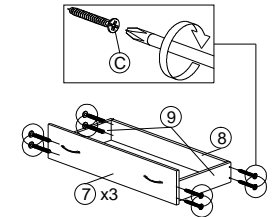
STEP 3



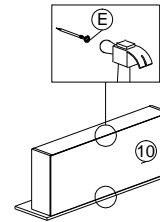
STEP 4



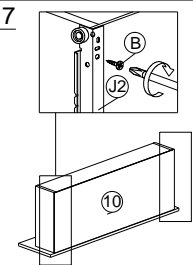
STEP 5



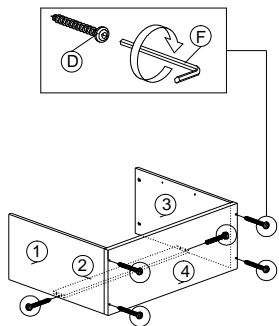
STEP 6



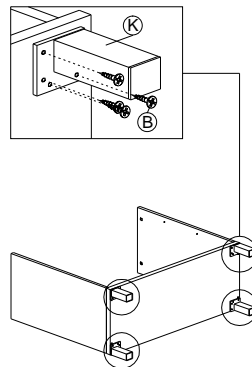
STEP 7



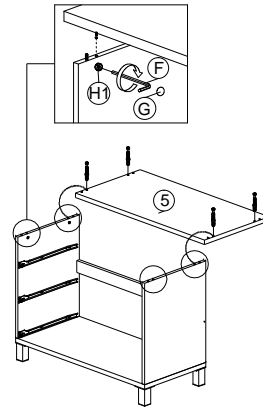
STEP 8



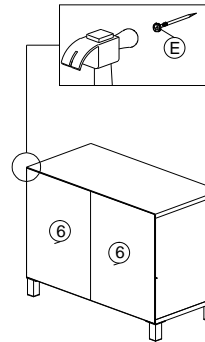
STEP 9



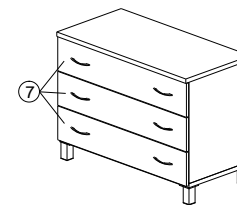
STEP 10



STEP 11



STEP 12



COMPLETED

