

MODEL : BBT5179 ROCKING CHAIR





# ASSEMBLY INSTRUCTIONS

Read this instruction carefully. See hardware and furniture part list for guidance. Be sure all parts are complete, before you assemble. Place all wooden furniture parts on a clean and flat soft surface to prevent from being scratched. Follow the figure to start assembling.

**CAUTIONS :** 1. Do not FULLY - TIGHTEN the nut or nut bolt until all nut or bolt is ready assembled.  
 2. Do not OVER - TIGHTEN the nut or bolt to avoid causing damages to the thread.  
 3. Keep all hardware parts out of reach of children.

NOTE : THE LIST AND QUANTITY SHOWN ARE FOR 1 UNIT ASSEMBLY.

PART LIST		
ITEM	DESCRIPTION	QTY
A	CHAIR	1 PC
B	ARM	1 PC

PART LIST		
ITEM	DESCRIPTION	QTY
1	JCBB Bolt M8 x 50mm 	2pcs
2	M8 FLAT WASHER 	2pcs
3	M8 SPRING WASHER 	2pcs
4	M5 ALLEN KEY (BALL SHAPE) 	1pc

